

# Supporting learning in babies and young children

Babies and young children need healthy food to grow. They also need loving and trusting relationships and stimulation for their little brains to grow. Although babies and young children can discover some things on their own, they learn best through warm and responsive relationships with parents, caregivers and teachers.



## Did you know?

Children need language to communicate and make sense of their world and a strong language foundation is important for all learning at school.

Even before they start school, children are beginning to become readers and writers and to learn maths concepts.

Young children whose caregivers talk, play, sing songs, read and tell stories with them are more likely to do well when they start school.

## Where do you get your information about caring for babies and young children?

We learn about parenting from our mothers, aunts, clinics, magazines, our places of worship, television and the radio. Now you can get information about parenting from an App on your phone! The Wordworks App doesn't replace the knowledge you already have but will give you some new and interesting ideas about how to support babies' and young children's learning and help their brains to grow.

**The Wordworks App** gives you ideas about how to talk, play, sing and share books with babies and young children. It even shows you how to support their drawing and early writing and how to enjoy maths through everyday activities! You'll receive motivational messages to inspire you as a caregiver, and positive phrases to say to young children. The App has Nal'ibali stories, rhymes and songs, short video clips, and important health messages for the first 1000 days.

We suggest you use the App on your own or with a group of parents, caregivers or ECD practitioners so that you can discuss how you are supporting young children's learning. Share ideas from the App with other people who look after your child, or with your colleagues if you work at an ECD Centre.

Your child is unique with his or her own strengths and challenges which require patience and understanding. Enjoy the time learning together!



Visit our website for more information on Wordworks and Download our free materials:  
[www.wordworks.org.za](http://www.wordworks.org.za)

Please share pictures of how you use the App on our Facebook page:  
[www.facebook.com/wordworksSA](http://www.facebook.com/wordworksSA)

  
**Wordworks**  
Changing lives through literacy


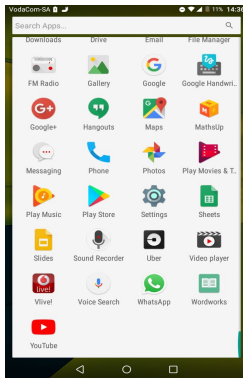
# How to use the Wordworks App



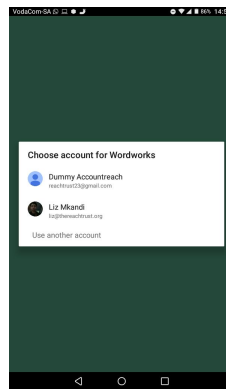
**1** Open the **Play Store App**

**2** Search for **Wordworks** and click on the **install** button:

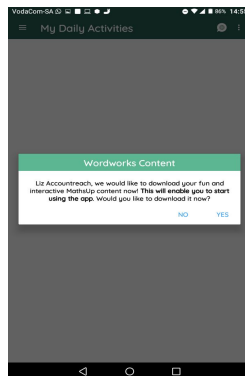
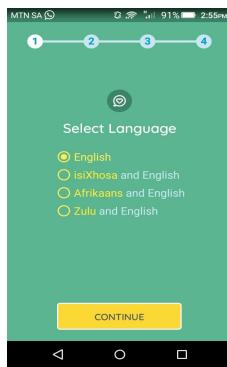
**3** Open your Wordworks App



**4** Select your email account to sign up for the Wordworks App

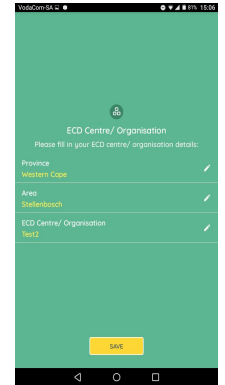
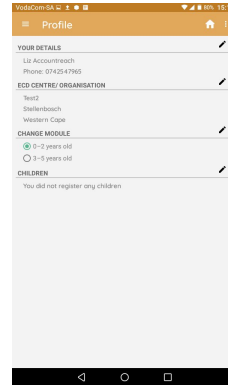


**5** Choose the language you prefer and press continue. Wait for the content to download



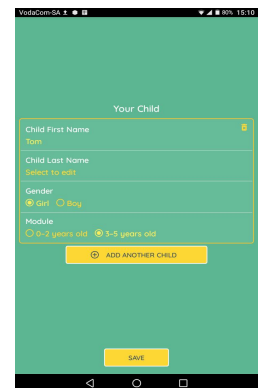
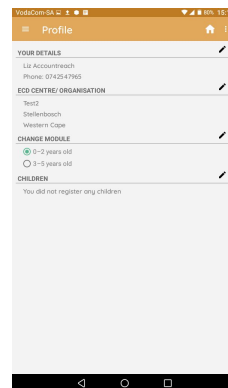
**7** Click on **ECD Centre/Organisation**

- Select Province
- Select Area
- ECD Centre/organisation
- Click **save**



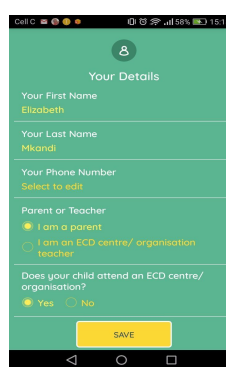
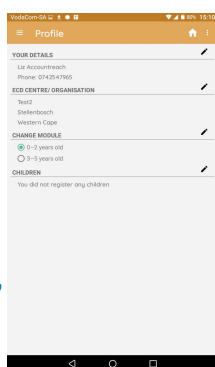
**8** Click on **Children**

- Add child's first name
- Add child's last name
- Choose child's gender
- Choose your child's age group
- **You can add more than 1 child to receive the activities. Click on Save**



**6**

- Click on **Your details**
- Add your first name, last name and phone number



**9** Using the App

- Open today's activity
- Listen to the three audio buttons or read the text

